



Learn Ultrasound. Anytime. Anywhere.

Courses by Ultrasound Experts.
On-Demand.



Integrate
Resources



Apply
SonoSim LiveScan



Study
Tools



Practice
Procedures



Scan
SonoSimulator



Track
Performance Tracker



Learn
Courses



Bedside Clinical
Practice

80+ Cloud-Based Ultrasound Training Courses

Industry Expert Instruction, On-Demand



SonoSim's Cloud-Based Ultrasound Courses are available **on-demand**, with a **growing library of interactive, multimedia, peer-reviewed courses** from leading ultrasound experts, and they're all **eligible for CME!***

Newly Released Module

For Point-of-Care Practitioners

















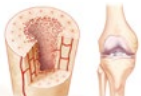
















Basic Obstetric Ultrasound Exam - Six-Step Approach

In six-steps, learn how to use ultrasound to identify **conditions in the second and third trimester of pregnancy** that have **immediate patient care implications** and/or that **require planning for subsequent perinatal care and delivery** in a facility that is equipped and staffed to deal with obstetric complications.











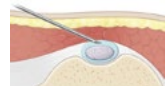


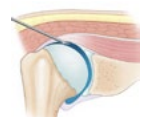
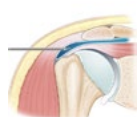


For Introductory Learners and Students
Anatomy & Physiology

Provides a solid foundation of ultrasound knowledge and includes regional anatomy & physiology, sonographic anatomy, scanning technique, and imaging tips & pitfalls.

Adrenal Glands 	Ankle 	Aorta/IVC 	Arm-Arterial 	Arm-Venous 
Biliary Tree 	Bladder 	Breast 	Cerebrovascular 	Elbow 
Female Pelvis 	Foot 	GI Tract 	Hand & Finger 	Heart 
Hip 	Introduction to MSK 	Knee 	Leg-Arterial 	Leg-Venous 
Liver 	Lungs 	Pancreas 	Prostate 	Renal 
Scrotum 	Shoulder 	Soft Tissue 	Spine 	Spleen 
Thyroid 	Upper Airway 	Wrist 		


















For Acute Care Practitioners
Ultrasound-Guided Procedures

Regional anatomy, sonographic anatomy, pre-procedural preparation, procedural steps, imaging adjuncts, technical tips & pitfalls, & potential complications are provided.

Intro to U/S-Guided Procedures 	Peripheral Venous Access 	Femoral Line Placement 	Internal Jugular Vein Cannulation 	Subclavian Vein Cannulation 
Paracentesis 	Pericardiocentesis 	Thoracentesis 	Biceps Tendon Sheath Injection 	Plantar Intrafascial & Perifascial Injection 
Acromioclavicular Joint Injection & Aspiration 	Glenohumeral Joint Injection & Aspiration 	Subacromial-Subdeltoid Bursa Injection & Aspiration 	Tibiotalar Joint Injection & Aspiration 	Metatarsophalangeal Joint Injection & Aspiration 

















For Point-of-Care Practitioners Clinical & Diagnostic

Exam indications, regional anatomy, sonographic anatomy, sonographic technique, pathologic case studies, and imaging tips & pitfalls are discussed. Pathologic case findings are a key focus.

Fundamentals of Ultrasound 	Airway 	Aorta/IVC 	Bladder 	Cardiology 
DVT - Lower Extremity 	eFAST Protocol 	FAST Protocol 	Intestinal/Biliary 	Musculoskeletal 
OB/GYN 	Six-Step Obstetric U/S Examination 	Ocular 	Pulmonary 	Rapid U/S in Shock (RUSH) 
Renal 	Soft Tissue 			

For Specializing Point-of-Care Practitioners Advanced Clinical & Diagnostic

With an emphasis on specific pathologic conditions, exam indications, regional anatomy, sonographic anatomy, sonographic technique, pathologic case studies, and imaging tips & pitfalls are discussed.

Focused Cardiac Ultrasound (FoCUS): Part I 	Focused Cardiac Ultrasound (FoCUS): Part II 	Advanced LVAD Problem-Focused Echocardiography 	Resuscitative TEE 	Vascular Mapping for Preoperative Planning of Dialysis Access 
Neonatal & Infant Neurosonography 	Pediatric Lung Sonography 	First-Trimester Pregnancy 	Second- & Third-Trimester Pregnancy: Part I 	Second- & Third-Trimester Pregnancy: Part II 
Nonpregnant Normal Uterus 	Nonpregnant Abnormal Uterus: Part I 	Nonpregnant Abnormal Uterus: Part II 	Normal Adnexa 	Nonmalignant Adnexal Conditions 
Malignant Adnexal Conditions 				

Virtual Ultrasound Courses

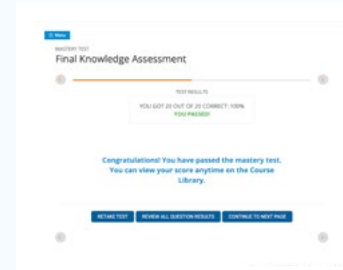
Learn Ultrasound. Anywhere. From Any Device.



The Course Library displays the courses you have purchased.



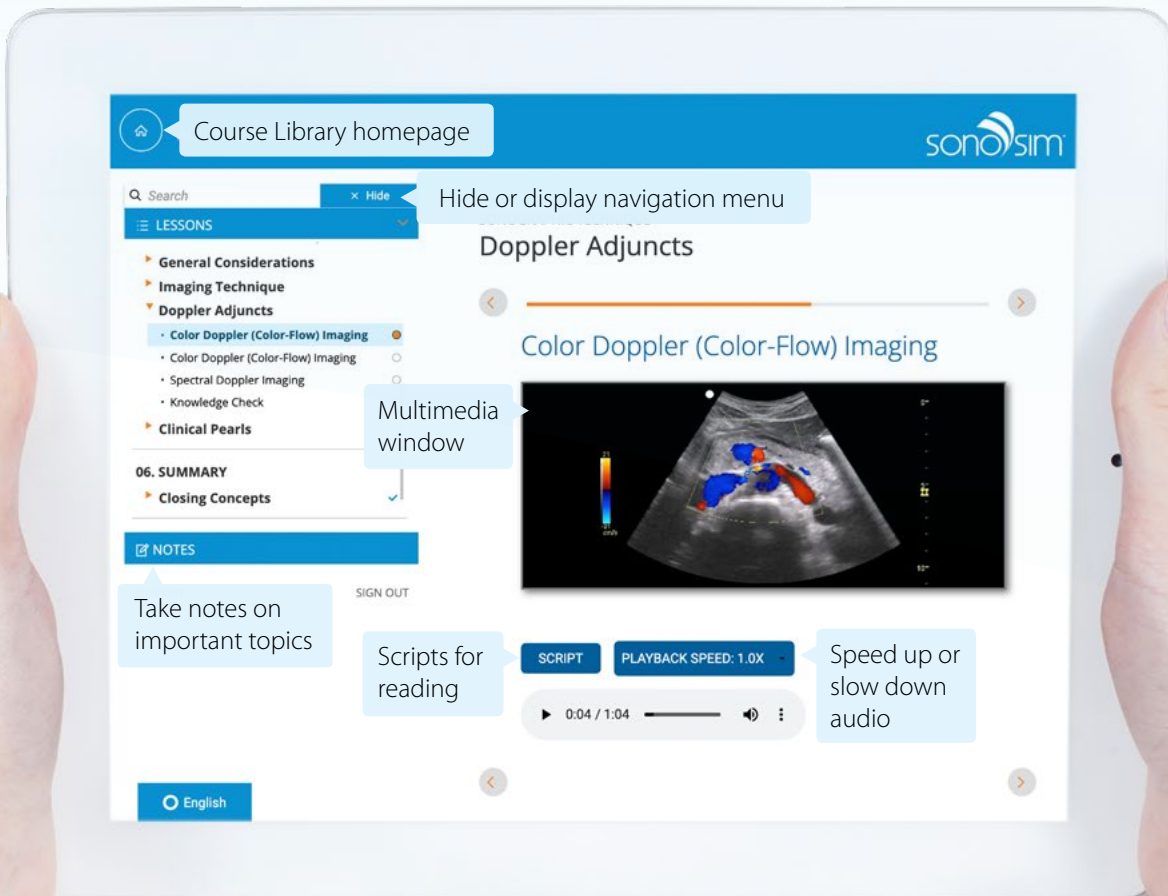
Each course is divided into lessons with knowledge checks. Exit the course anytime and your progress will be saved.



At the end of each course, take a Mastery Test. Results will be immediately displayed.



Receive a certificate, and claim CME if desired.





See the Ecosystem
in Action

Join SonoSim



1,650+
Institutions



80+
Medical Topics



1,000+
Scanning Cases



120,000+
Members



40+
Global Distributors



275+
CME Credit Hours*



The Easiest Way to Learn & Teach Ultrasonography™

**All SonoSim Modules have been planned and implemented in accordance with the Essential Areas and Policies of the Accreditation Council for Continuing Medical Education through the joint providership of the American College of Emergency Physicians, Illinois College of Emergency Physicians, and SonoSim. The American College of Emergency Physicians is accredited by the Accreditation for Continuing Medical Education to provide continuing medical education for physicians.*